

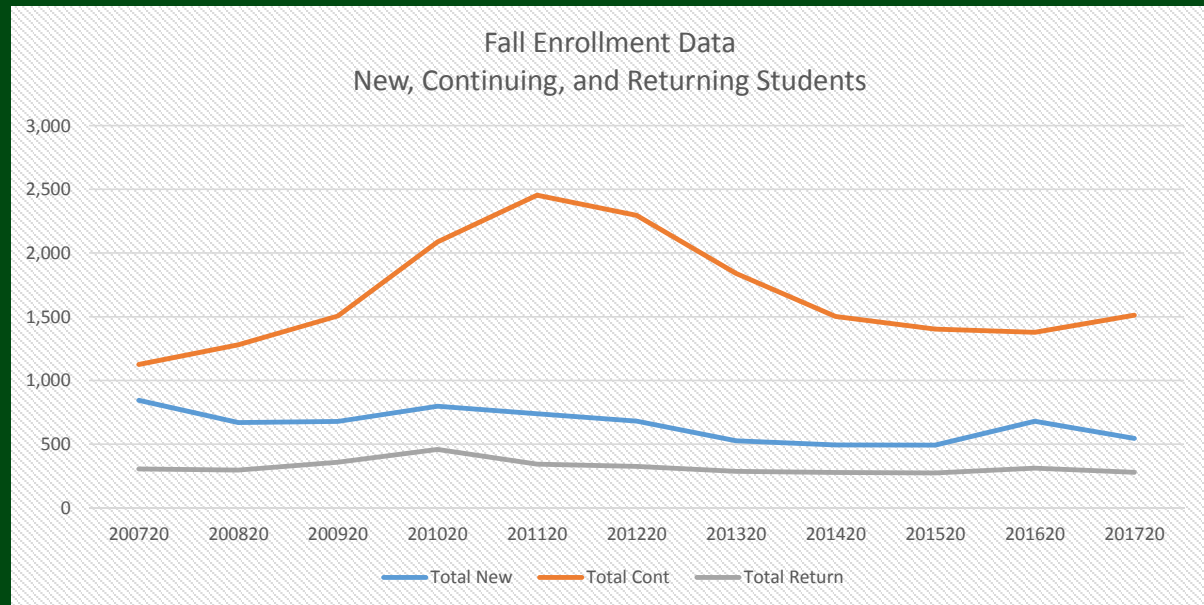
Enrollment/Budget and Foundation

Dan Yoder, Rebecca Redell, Susan Taylor

Enrollment Trends and Projection For 2017-18 Academic Year

Fall Term Enrollment – Credit Students

Fall 2016 –
 135 fewer new
 134 added continuing
 33 fewer returning
 = 34 fewer credit students



Term	200720	200820	200920	201020	201120	201220	201320	201420	201520	201620	201720
Total New	844	669	678	798	739	681	527	494	492	680	545
Total Cont	1,125	1,280	1,506	2,087	2,454	2,296	1,840	1,502	1,403	1,378	1,512
Total Return	306	297	358	458	343	325	286	278	274	312	279

What is the impact of new on-line out of district credit students on enrollment?

- Nearly all on-line only out of district students are enrolled in the Retail Management Certificate Program (RMC)
- New RMC Program Enrollment for –
 - Fall 2014 + 14 students
 - Fall 2015 + 196 students
 - Fall 2016 + 98 students
- The College receives no state support for most out of state students
- These students pay a flat tuition
- So what happens when we look at local students only?

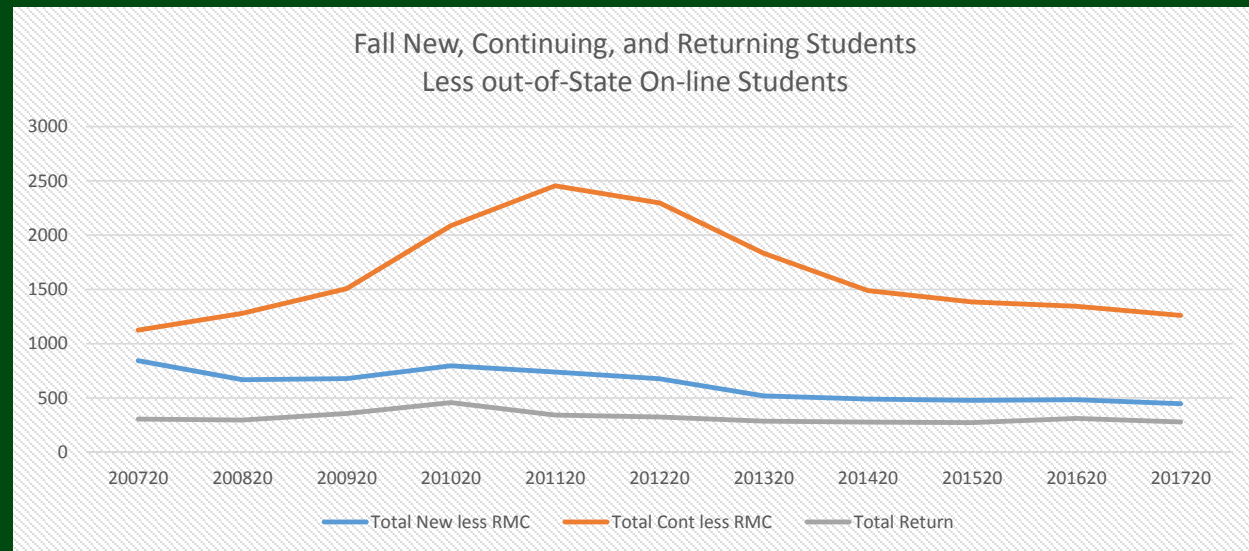
Fall Term Enrollment – Credit Students Less Out-of-State On-line Credit Students

Fall 2016 –
37 fewer new
84 fewer continuing
33 fewer returning
 = **154** fewer credit students

Estimated Enrollment Decline
for Fall 2017

40 New
76 Continuing
11 Returning
127 Total

Offset by 70 new full time
athletes from out of the
district



Term	200720	200820	200920	201020	201120	201220	201320	201420	201520	201620	201720
Total New less RMC	844	668	678	797	739	677	519	490	478	484	447
Total Cont less RMC	1125	1280	1506	2087	2454	2296	1,833	1,489	1385	1345	1261
Total Return	306	297	358	458	343	325	286	278	274	312	279

Proposed Athletic Sport Expansion

- New sports are estimated to enroll 86 additional student athletes for Fall 2017-18
- Of the 86 athletes 70 are estimated to come from out of the area
- Estimated enrollment decline without added athletics = -127 students
- Add estimated 70 new full time students due to new sports -
- Estimated annual loss of revenue = \$77,545 $((27.7 * 5.93) * 3) * 105.5$
- Estimated annual loss of revenue without Athlete offset = \$381,069

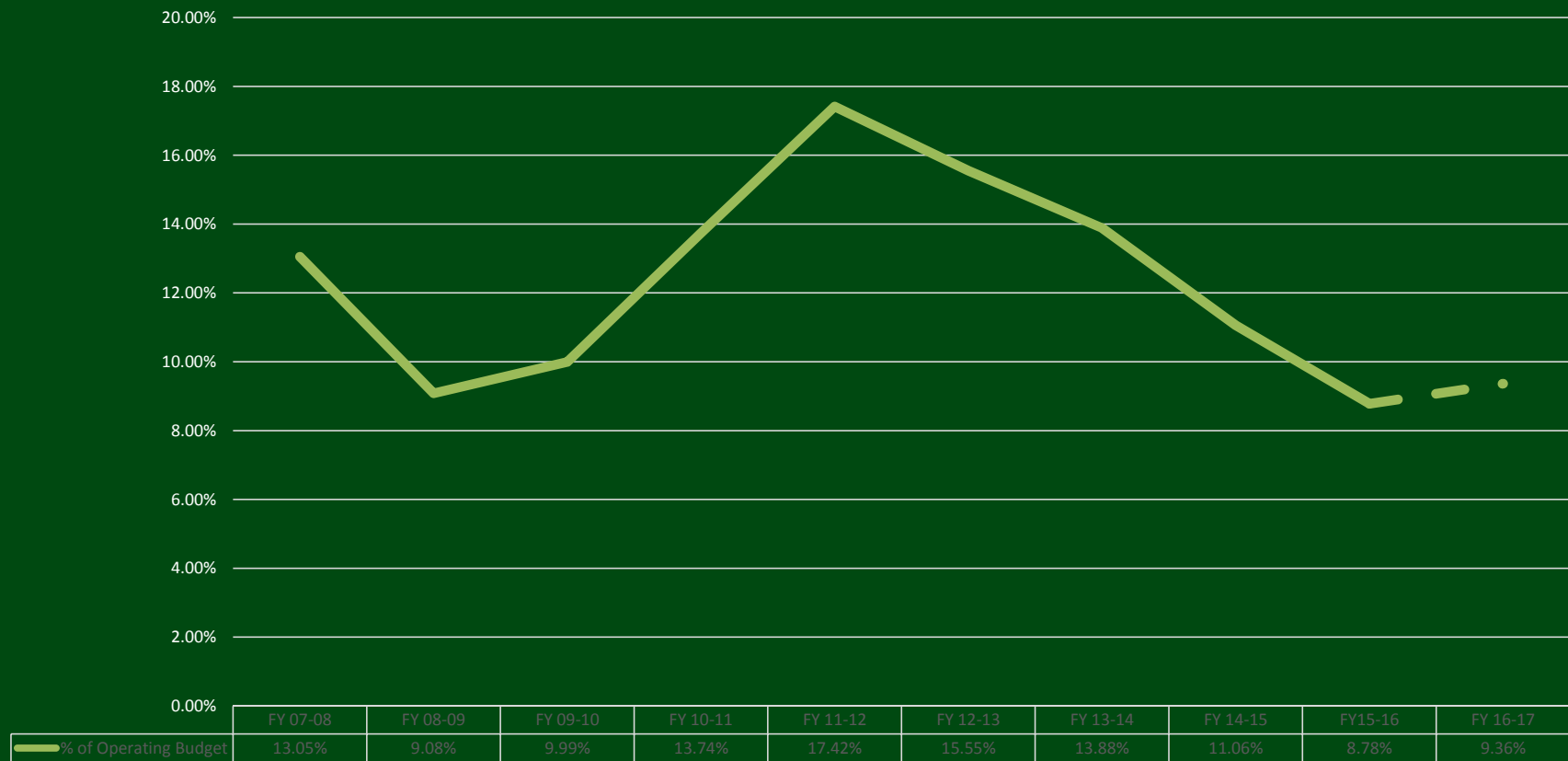
Any Questions?

Budget Outlook 2017-18

Estimated Shortfall

- We started with a \$1.4M estimated shortfall
 - Increased PERS Cost
 - Lower Enrollments
 - Increases due to step adjustments and COLA
 - Lower Ending Fund Balance

Budgeted Operating Reserves % GF



Department Budget Submissions

- Requested a 10% cut (inclusive of payroll) from departments
 - Scheduling review from instruction resulted in an overall decrease in PT Faculty of \$136,000.
 - Decrease in PT Classified by \$134,000.
 - Review of Self-Sustaining funds resulted in some costs being moved out of the General Fund.

Current Shortfall = \$950k

- Proposed Solutions – Internal Budget Committee:
 - Reduce number of Tuition Waivers Offered
 - Post all Non-Refundable Scholarships first
 - Push towards Work Study in lieu of Waivers
 - Total potential savings \$200,000
 - Reduce Materials & Services by additional 5% - \$157,000
 - Transfer left over Pool Repair funds back to General Fund \$60,000
 - Reduce Contingency/Reserve to 8% with the condition that any additional State Allocation above \$550M will be put toward reserves - \$438,000

Total proposed \$855,000

Other items under consideration

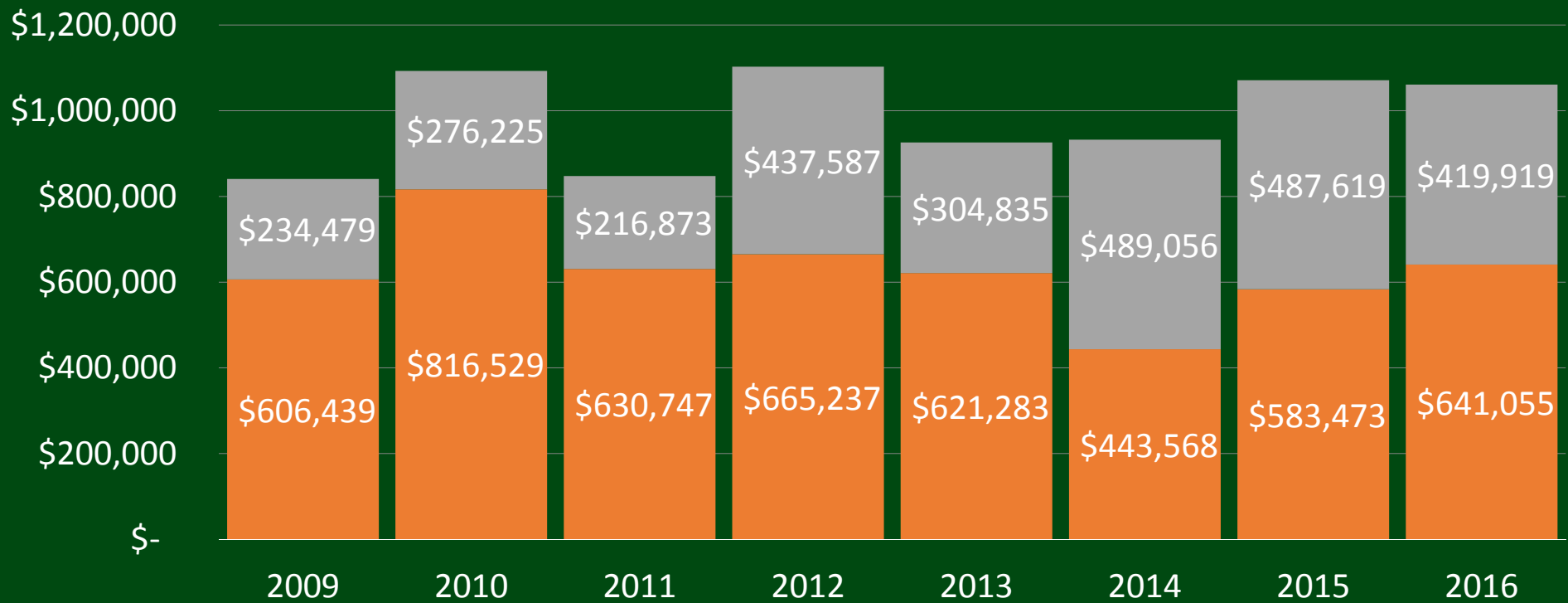
- Increase Tuition by an additional \$3 over CPI - \$195,000
- Reduction in Force
 - Vacant positions first (if possible)
 - Follow association bargaining agreements
 - Total Administration already eliminated \$342,000



UCC Foundation

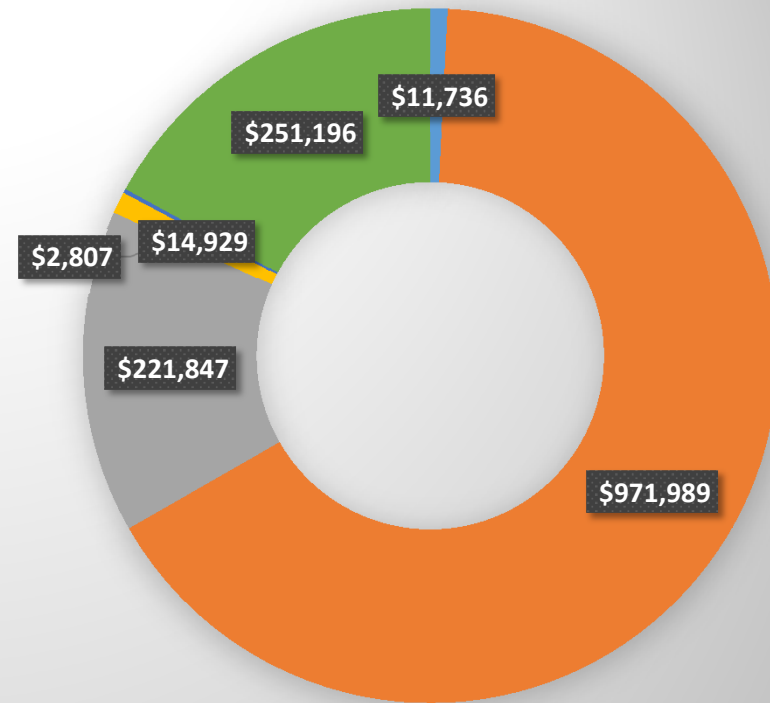
Annual Report Summary 2015-2016

Scholarships and Student Support: Foundation and Outside Agency Funds

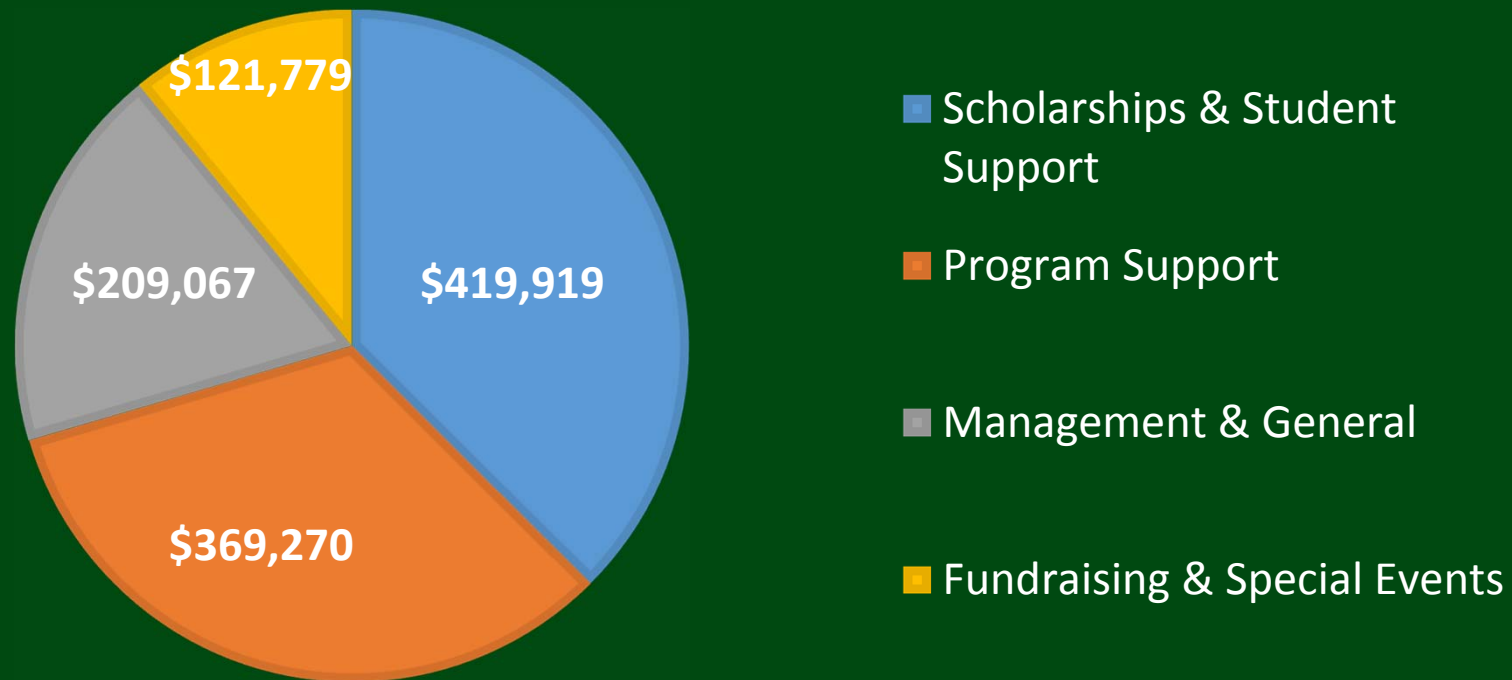


UCC Foundation Support and Revenue by Designation, FY 2016

- Donations & Pledges - Unrestricted
- Donations & Pledges - Restricted
- Investment Income, net of Investment Expense
- Investment Income from Affiliates
- Other Income
- In-Kind Support from UCC



Foundation Expenses – FY 2016





Foundation FY 2016 Finance Highlights

- UCC Foundation established 18 new scholarship endowments
- UCC Foundation raised a total of \$541,666 in new funds toward scholarships in FY2016
- UCC Foundation led efforts to raise funds for recovery efforts, including grants, gift acceptance and processing, and partnering with United Way to oversee UCC Strong funds for victim support. We raised \$6,824,600 for recovery in FY 2016. This includes federal and state grants, donations, endowments established, and does NOT include the additional \$1,400,000 contributed directly to United Way for UCC Strong.

Thank you!

Questions?

Student Videos

Alexander Fitzhugh

- <https://vimeo.com/207844433/c8dc72c42e>

Heather Gilbert

- <https://vimeo.com/207847040/b18e814fd2>

Sharon Kirkham

- <https://vimeo.com/207218893/cc5b5d286d>

Angelina Esper

- <https://vimeo.com/207211324/ffab95caa6>