




1. Log in to Student Self Service



2. Main Menu



3. Award

[Financial Aid Status](#)

View overall status, holds, academic progress, cost of attendance, financial aid awards, and messages.

[Eligibility](#)

Review Financial Aid Holds (which may prevent payment of awards) and document requirements; Display academic progress history.

[Award](#)

View account summary; Review awards; Accept award offers; Display award payment schedule; View loan applications; Review withdrawal information.

[General Financial Aid](#)

Financial Aid Application and Information Links

4. Click Award for Aid Year

[Account Summary By Term](#)

[Award for Aid Year](#)

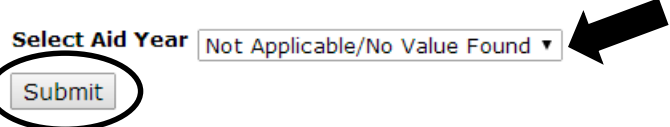
[Award Payment Schedule](#)

[Award History](#)

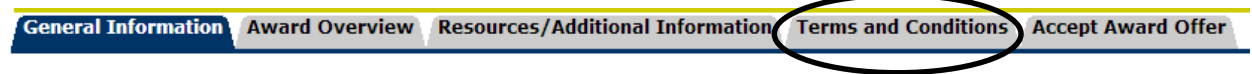
[Loan Application History](#)

[Withdrawal Information](#)

5. Aid Year – Select appropriate school year from drop down menu



6. Select “Terms and Conditions” – Read the paragraph and select either “Accept” or “Do Not Accept”



Terms and Conditions

Terms and Conditions of Receiving Your Award

In order to maintain financial aid eligibility you must continue to meet the Satisfactory Academic Progress Policy.

- Maintain a cumulative GPA of 2.0
- Maintain a PACE of completion of 67% (earned credits/attempted credits = 67% PACE)
- Complete within 150% of the published number of credits in your chosen degree

To review the Satisfactory Academic Progress Policy click the following link [SAP Policy](#)

