

How to Accept the Terms and Conditions

Go to **www.umpqua.edu**

Step 1: Select Student Self-Service

A. Enter **SIGN IN INFORMATION**


- User ID (800XXXXXX number)
- Password (8-15 characters)
- Sign In

Step 2: Main Menu

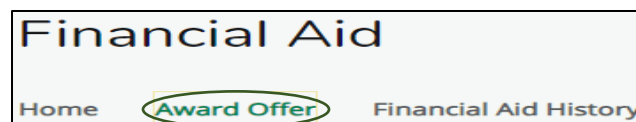
B. Click on the **Financial Aid** link



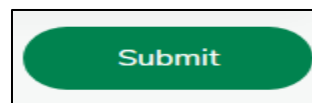
C. Select the correct **Award Year** from the dropdown menu



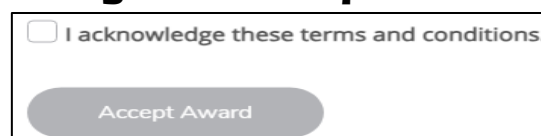
D. Select the **Award Offer** link



E. Click on the **Green Submit** button



Step 3: **Review, Acknowledge** and **Accept** the Terms and Conditions



- By clicking on the submit button will **Not** automatically accept any offered student loan and/or federal work-study. That is a separate process for you to decide whether to accept or decline those offer(s).