




Open Educational Resources and Umpqua Community College

Carol McGeehon
Director of Library, Success Center, & UCCOnline

June 13, 2018





What are Open Educational Resources?


- full courses & course materials
- modules
- textbooks
- streaming videos
- tests
- software
- other tools, materials, or techniques used to support access to knowledge.





Are Open Educational Resources copyrighted?

Open educational resources are copyrighted. They have an additional license known as a Creative Commons license which allows anyone to use, share, and adapt.





History of OER in Oregon

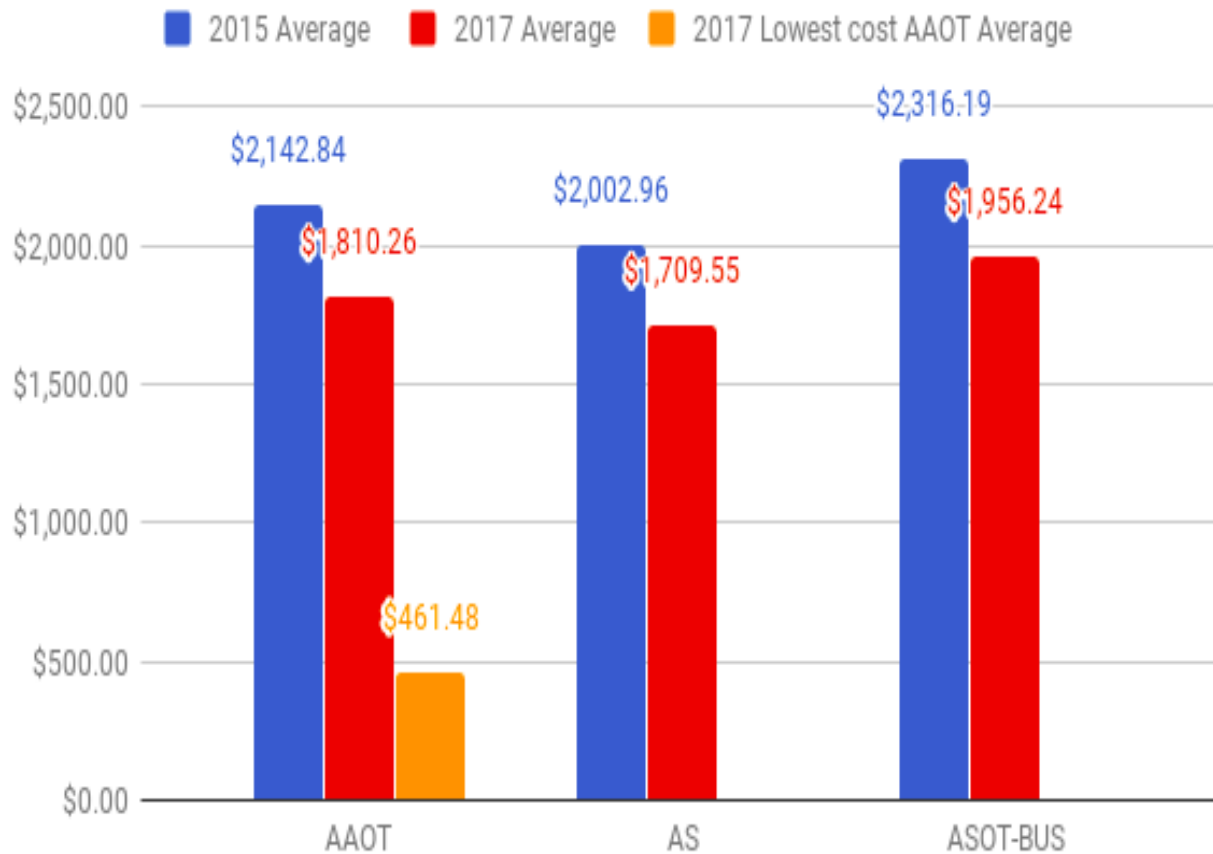
2015 --- HB 2871: OER designation, OER Librarian, grant program

2017 --- HB 2729: OER statewide steering committee, grant program, OER Librarian



Transfer degree materials costs are down statewide

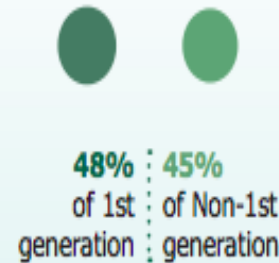
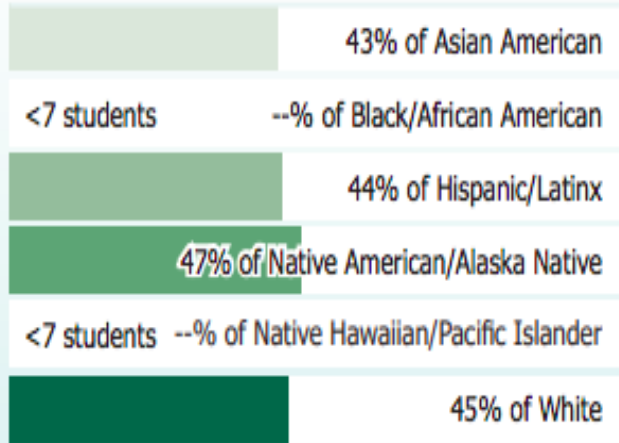
Average course materials costs



UCC Affordability Snapshot

AFFORDABILITY

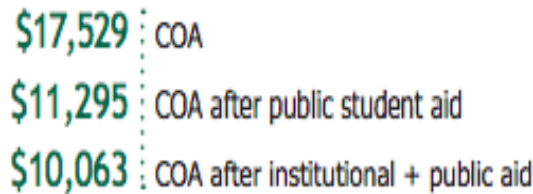
Unable to Meet Expenses with Expected Resources




COA Components



Average Cost of Attendance (COA)



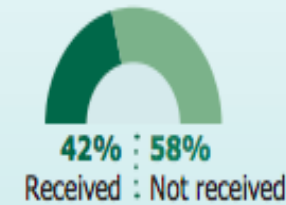
Time to Completion Increases Cost



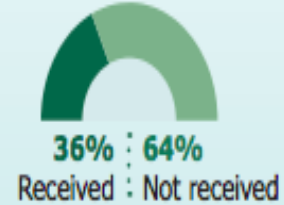
Students Receiving Financial Aid



Students Receiving Public Grant Aid



Students Eligible for OR Opportunity Grant



Students who cannot receive federal aid through the FAFSA can apply for Oregon aid through the Oregon Student Aid Application. This increases the opportunities available to undocumented or DACA students.

Costs at UCC are down!


Keep in mind that this data is a snapshot!

	2015	2017	% change
AAOT	\$2,355	\$1,640	-30%
AS	\$2,200	\$1,442	-34%
ASOT-BUS	\$2,438	\$1,727	-29%



Table 2: 2015-2017 AAOT savings per college

College	AAOT Average 2015	AAOT Average 2017	Difference	AAOTs granted in 2016-2017	Estimated savings
Blue Mountain Community College	\$1,711.57	\$1,187.66	\$523.91	148	\$77,538.68
Central Oregon Community College	\$2,042.25	\$1,516.56	\$525.69	337	\$177,157.53
Chemeketa Community College	\$2,110.14	\$2,164.18	-\$54.04	558	-\$30,154.32
Clackamas Community College	\$1,863.29	\$1,758.23	\$105.06	269	\$28,261.14
Clatsop Community College	\$1,568.50	\$2,202.05	-\$633.55	44	-\$27,876.20
Columbia Gorge Community College	\$1,930.14	\$787.70	\$1,142.44	51	\$58,264.44
Klamath Community College	\$3,103.60	\$3,175.60	-\$72.00	20	-\$1,440.00
Lane Community College	\$1,837.83	\$2,055.76	-\$217.93	411	-\$89,569.23
Linn-Benton Community College	\$1,613.72	\$1,446.38	\$167.34	146	\$24,431.64
Mt. Hood Community College	\$2,528.90	\$1,966.38	\$562.52	217	\$122,066.84
Oregon Coast Community College	\$2,194.25	\$1,656.43	\$537.82	34	\$18,285.88
Portland Community College	\$2,449.04	\$1,564.13	\$884.91	549	\$485,815.59
Rogue Community College	\$2,325.54	\$2,242.09	\$83.45	177	\$14,770.65
Southwestern Oregon Community College	\$1,936.66	\$1,644.83	\$291.83	156	\$45,525.48
Tillamook Bay Community College	\$2,556.11	\$1,802.12	\$753.99	4	\$3,015.96
Treasure Valley Community College	\$2,301.78	\$1,963.90	\$337.88	170	\$57,439.60
Umpqua Community College	\$2,355.03	\$1,640.36	\$714.67	173	\$123,637.91





Umpqua OER Facts

26 instructors using OERs in 2017-2018


1029 students enrolled in OER courses 2017-2018

Estimated savings for 2017-2018 is \$80,000

No cost and low cost notes in course section online

Librarian provides Open Textbook workshops each term

\$2,000 for faculty stipends for reviewing open textbooks





Resources

SPARC (2017). OER Mythbusting. Washington, DC: SPARC [Http://sparcopen.org/our-work/oer-mythbusting](http://sparcopen.org/our-work/oer-mythbusting)

Open Oregon Educational Resources. (17 January, 2018). Two years and a big difference: Transfer degree course materials costs are down at Oregon's community colleges. Retrieve from <http://openoregon.org/two-years-and-a-big-difference/>

“Open Educational Resources.” Oregon.gov, June 4, 2018, www.Oregon.gov/highered/policy-collaboration/Pages/affordability-OERs.aspx

