



# Fall Enrollment - Final

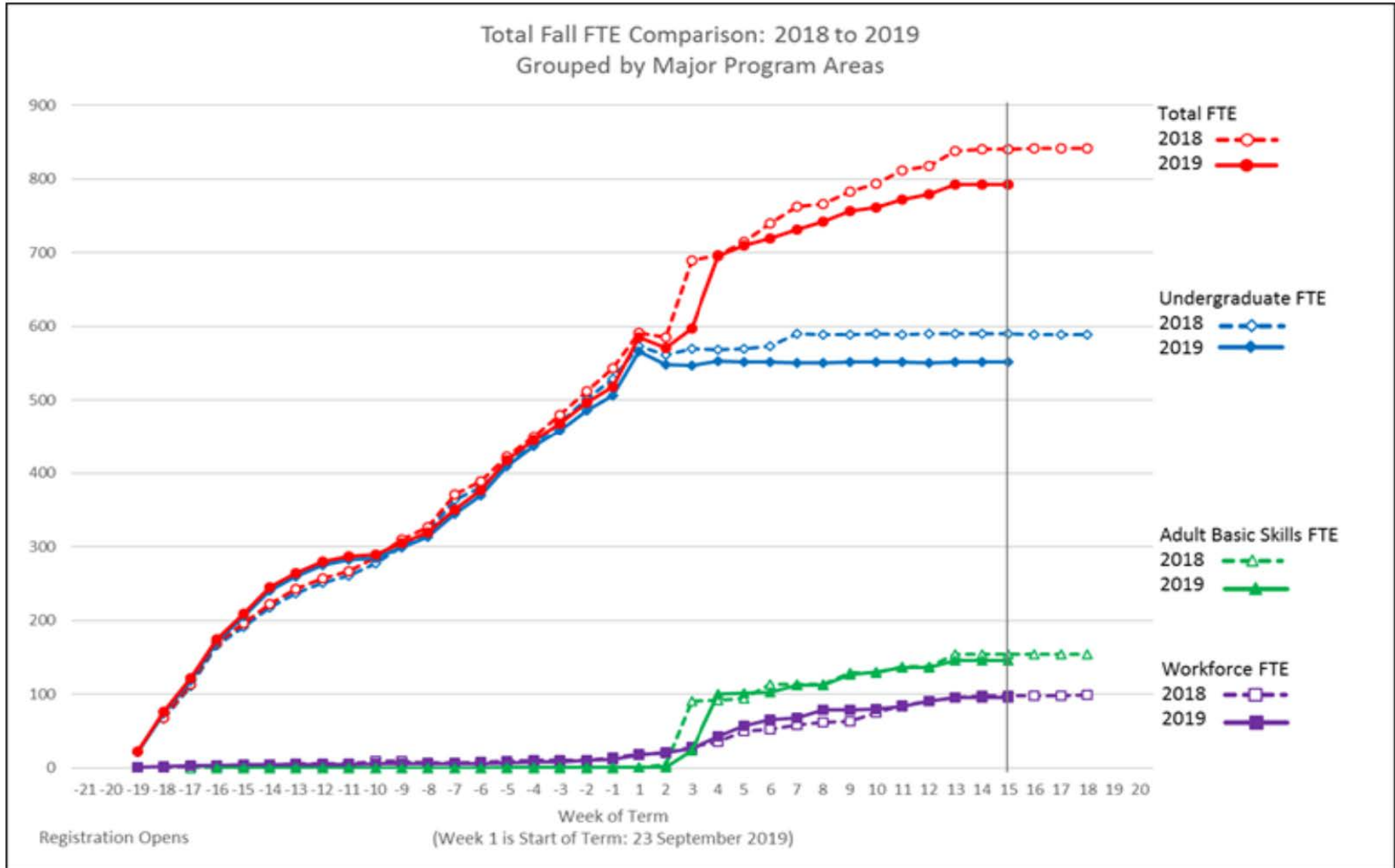
Compared to Fall 2018 enrollments:

- Total FTE: **down 5.76%**
- Reimbursable FTE: **down 8.03%**
- Registered credit hours: **down 9.33%**





# Fall Enrollment – Final





# Enrollment – Winter Week 6

Compared to 2019  
Winter Week 6

- Total FTE:  
**down 4.31%**
- Reimb FTE:  
**down 5.85%**
- Credit hours:  
**down 9.72%**

Areas trending upward:

- Adult Basic Ed – JC
- CE: Truck Driving,  
Driver's Ed – JC
- Business
- Communication Studies
- Fire Science
- Physical Science





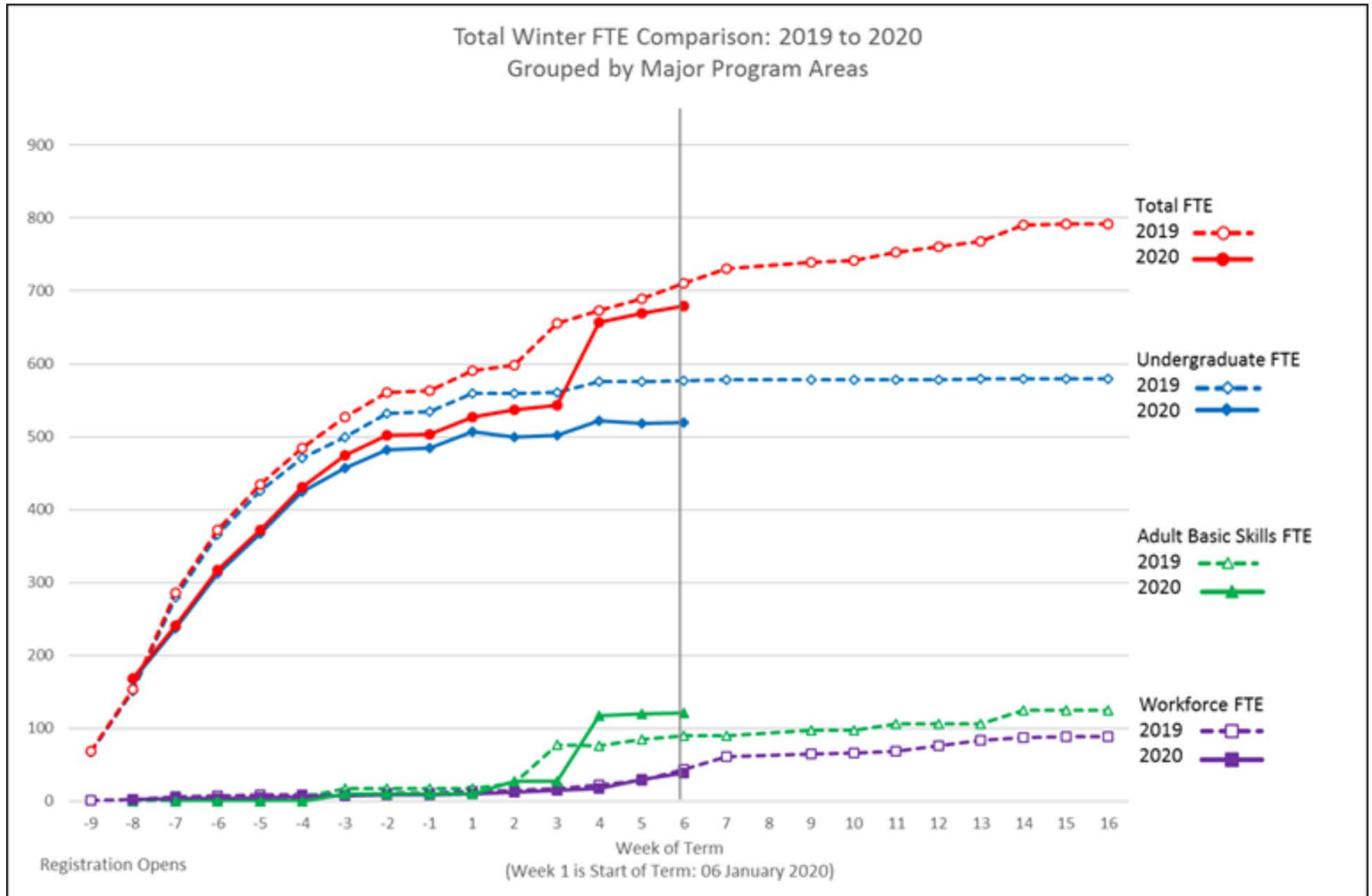
# Enrollment – Winter Weeks 1-6: Compared to Winter 2019

	Total FTE	Reimb FTE	Credit Hours
Week 6	-4.31%	-5.85%	-9.72%
Week 5	-2.96%	-4.34%	-10.00%
Week 4	-2.54%	-3.46%	-9.61%
Week 3	-17.05%	-18.77%	-9.58%
Week 2	-10.07%	-11.49%	-9.88%
Week 1	-10.66%	-12.18%	-8.69%

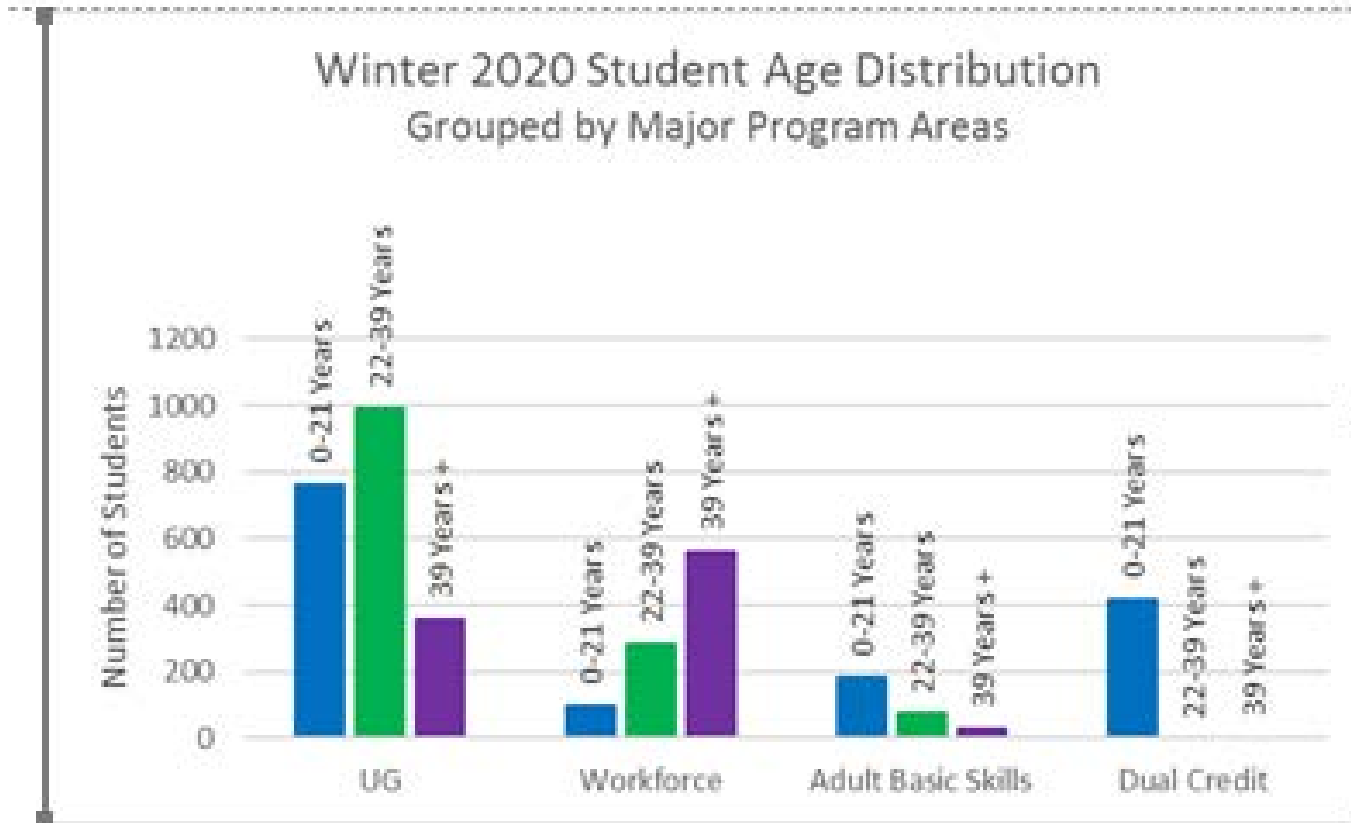




# Winter Enrollment – Week 6



# Enrollment – Winter 2020





# Hope Center: RealCollege Survey

- How does basic needs insecurity prevent students from achieving their educational goals?
- Annual assessment of college students' access to affordable food and housing
- Endorsed and paid for by the Oregon Presidents Council
- 14 of 17 Oregon community colleges participated





# Basic Needs Insecurities

- Food insecurity - the limited or uncertain availability of nutritionally adequate and safe food, or the ability to acquire such food in a socially acceptable manner.
- Housing insecurity includes a broad set of challenges such as the inability to pay rent or utilities or the need to move frequently.
- Homelessness means that a person does not have a stable place to live.







# Oregon Participation

	UCC	Oregon
Students invited	1,800	63,500
Student participants	253	8,100
Response rate	~14%	~13%





# Overall Basic Needs Insecurity Rates

- 54% of respondents experienced food insecurity in the prior 30 days
- 62% of respondents experienced housing insecurity in the previous year
- 28% of respondents experienced homelessness in the previous year



**HOMELESS**  
IN PLAIN SIGHT





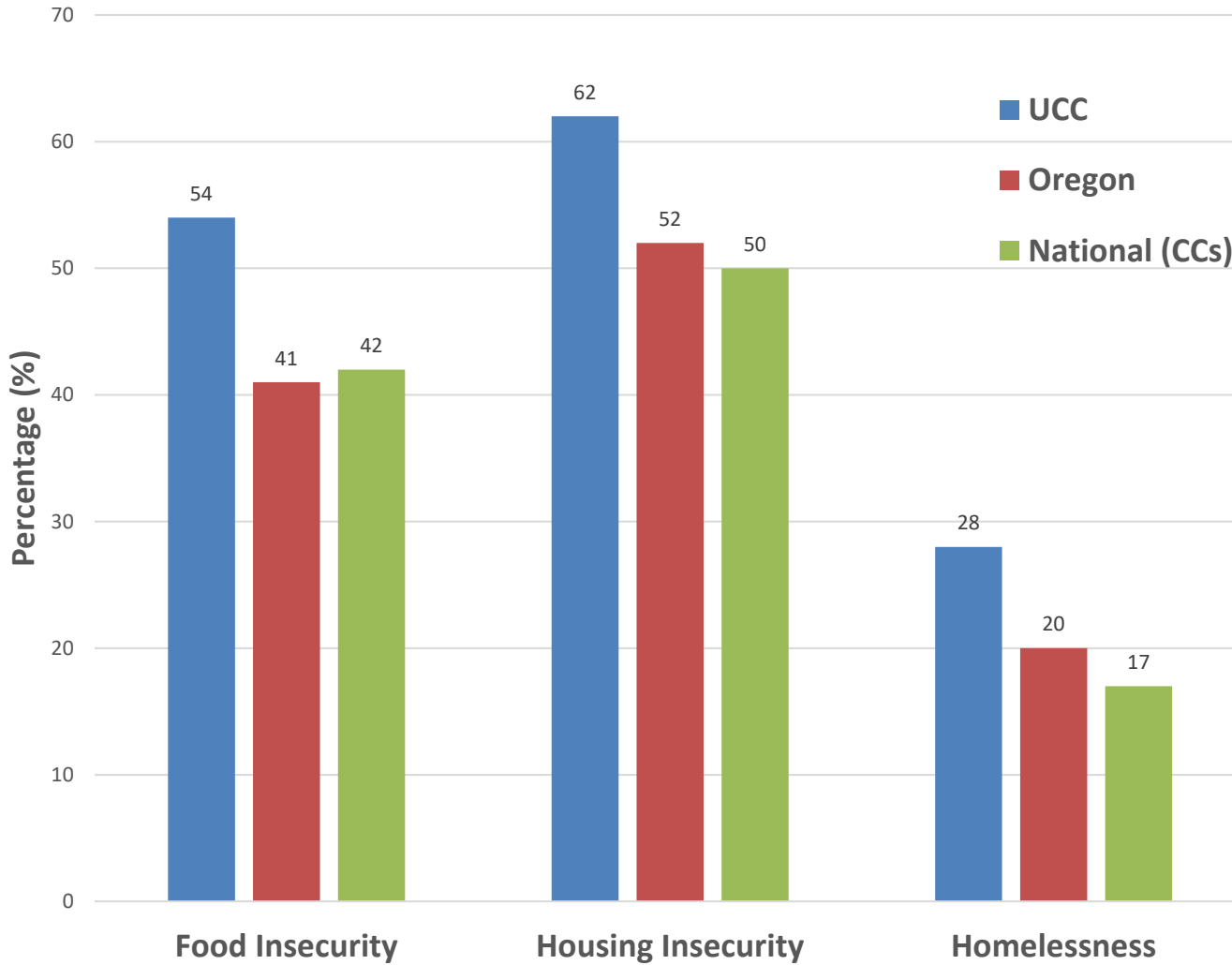
# Insecurity Rates

- 74% of students at UCC experienced at least one of these forms of basic needs insecurity in the past year
- 33% of food insecure students utilize SNAP benefits and 0% of homeless students utilize housing benefits.





## Comparison of Basic Needs Insecurity Rates



Source: 2019 #RealCollege Survey





# Next steps

- Oregon work group
- Assess existing supports on campus
- Add basic needs security statement to syllabi
- Expand public benefits access to students
- Create a centralized basic needs webpage
- Centralize fundraising for emergency aid

Resources at <https://hope4college.com/>





# Benefits to supporting basic needs

- Boosts academic performance
- Promotes retention and program completion
- Reduces barriers faced by adult students
- Helps faculty and staff because students can focus on learning
- Creates bridges between the college and community organizations
- Generates new philanthropic giving and creates opportunities to engage alumni in contributions to emergency aid

