

Fall Enrollment 2012-13

Institution: Umpqua Community College (210270)

User ID: P2102701

Overview

Fall Enrollment Overview

<p>The Fall Enrollment component collects student enrollment counts by level of student, enrollment status, gender and race/ethnicity. In addition, first-time student retention rates and the student-to-faculty ratio are collected. Every other year data on residence of first-time undergraduates is required and in opposite years, enrollment by student age is required to be reported.</p>	
-----------------------------------------------------------------------------------------------------------------------------------------------------------------------------------------------------------------------------------------------------------------------------------------------------------------------------------------------------------------------------------------------------	--

<p>Institutions operating on a traditional academic year calendar (semester, trimester, quarter, or 4-1-4) report Fall enrollment as of the institution's official fall reporting date or October 15. Institutions operating on a calendar that differs by program or that enrolls students on a continuous basis (referred to as program reporters) report Fall enrollment as students enrolled any time during the period August 1 and October 31.</p>	
----------------------------------------------------------------------------------------------------------------------------------------------------------------------------------------------------------------------------------------------------------------------------------------------------------------------------------------------------------------------------------------------------------------------------------------------------------	--

Data Reporting Reminders:

- | | |
|--------------------------------------------------------------------------------------------------------------------------------------------------------------|--|
| <ul style="list-style-type: none"> • Institutions must continue to report using the new race/ethnicity categories. | |
| <ul style="list-style-type: none"> • Part B, Enrollment of students by age, is optional this year. | |
| <ul style="list-style-type: none"> • Part C, Residence of first-time degree/certificate-seeking undergraduates, is required this year. | |

Resources:

<p>To download the survey materials for this component: Survey Materials</p>	
----------------------------------------------------------------------------------------------	--

<p>To access your prior year data submission for this component: Reported Data</p>	
----------------------------------------------------------------------------------------------------	--

<p>If you have questions about completing this survey, please contact the IPEDS Help Desk at 1-877-225-2568.</p>	
-------------------------------------------------------------------------------------------------------------------------	--

Institution: Umpqua Community College (210270)

User ID: P2102701

Part B Selection

Completion of Part B (Enrollment of Students by Age) is optional this year.

Do you wish to complete Part B this year?

If you select 'Yes', you will see Part B and be expected to complete the screens.

If you select 'No', you will skip Part B.

<input checked="" type="radio"/>	Yes, I will complete Part B
<input type="radio"/>	No, I will not complete Part B


Institution: Umpqua Community College (210270)

User ID: P2102701

Part A - Fall Enrollment for Full-Time Undergraduate StudentsEnrollment as of the institution's official fall reporting date or as of October 15, 2012**Full-time Undergraduate Students****Race/Ethnicity Reporting Reminder:**

- Report Hispanic/Latino individuals of any race as Hispanic/Latino
- Report race for non-Hispanic/Latino individuals only

Enrolled for <u>credit</u>	<u>Degree/certificate-seeking</u>			Total degree/certificate-seeking	Non-degree/non-certificate-seeking	Total, full-time undergraduate students
	<u>First-time</u>	<u>Transfer-in</u>	Continuing			
Men						
<u>Nonresident alien</u>	0	0	1	1	0	1
<u>Hispanic/Latino</u>	5	4	15	24	11	35
<u>American Indian or Alaska Native</u>	4	0	5	9	5	14
<u>Asian</u>	0	2	1	3	3	6
<u>Black or African American</u>	3	2	5	10	3	13
<u>Native Hawaiian or Other Pacific Islander</u>	0	0	1	1	1	2
<u>White</u>	65	54	234	353	115	468
Two or more races	5	7	16	28	8	36
<u>Race and ethnicity unknown</u>	0	2	5	7	2	9
Total men	82	71	283	436	148	584
Total men prior year	107	76	332	515	155	670
Women						
<u>Nonresident alien</u>	1	0	0	1	0	1
<u>Hispanic/Latino</u>	5	7	20	32	5	37
<u>American Indian or Alaska Native</u>	1	5	10	16	10	26
<u>Asian</u>	2	2	4	8	2	10
<u>Black or African American</u>	4	0	3	7	2	9
<u>Native Hawaiian or Other Pacific Islander</u>	1	0	0	1	2	3
<u>White</u>	55	80	272	407	187	594
Two or more races	2	4	16	22	15	37

<u>Race and ethnicity unknown</u>	<input type="text" value="4"/>	<input type="text" value="3"/>	<input type="text" value="3"/>	10	<input type="text" value="2"/>	12
Total women	 75	101	328	504	225	729
Total women prior year	115	119	370	604	219	823
Grand total (men+women)	157	172	611	940	373	1,313
Grand total (men+women) prior year	222	195	702	1,119	374	1,493




Institution: Umpqua Community College (210270)

User ID: P2102701

Part A - Fall Enrollment for Part-time Undergraduate StudentsEnrollment as of the institution's official fall reporting date or as of October 15, 2012**Part-time Undergraduate Students****Race/Ethnicity Reporting Reminder:**

- Report Hispanic/Latino individuals of any race as Hispanic/Latino
- Report race for non-Hispanic/Latino individuals only

Enrolled for <u>credit</u>	<u>Degree/certificate-seeking</u>			Total degree/certificate-seeking	Non-degree/non-certificate-seeking	Total, part-time undergraduate students
	<u>First-time</u>	<u>Transfer-in</u>	Continuing			
Men						
<u>Nonresident alien</u>	0	0	0	0	0	0
<u>Hispanic/Latino</u>	3	4	8	15	17	32
<u>American Indian or Alaska Native</u>	0	2	6	8	2	10
<u>Asian</u>	0	2	1	3	3	6
<u>Black or African American</u>	2	1	1	4	0	4
<u>Native Hawaiian or Other Pacific Islander</u>	0	0	0	0	0	0
<u>White</u>	27	93	180	300	135	435
Two or more races	0	2	6	8	6	14
<u>Race and ethnicity unknown</u>	0	3	3	6	8	14
Total men	32	107	205	344	171	515
Total men prior year	63	106	273	442	196	638
Women						
<u>Nonresident alien</u>	0	0	0	0	0	0
<u>Hispanic/Latino</u>	3	8	11	22	12	34
<u>American Indian or Alaska Native</u>	1	3	4	8	7	15
<u>Asian</u>	1	1	1	3	3	6
<u>Black or African American</u>	0	0	1	1	0	1
<u>Native Hawaiian or Other Pacific Islander</u>	0	0	1	1	3	4
<u>White</u>	26	150	284	460	211	671
Two or more races	1	11	12	24	9	33

<u>Race and ethnicity unknown</u>	<input type="text" value="0"/>	<input type="text" value="3"/>	<input type="text" value="5"/>	8	<input type="text" value="7"/>	15
Total women	 32	176	319	 527	252	 779
Total women prior year	54	202	463	719	295	1,014
Grand total (men+women)	64	283	524	871	423	1,294
Grand total (men+women) prior year	117	308	736	1,161	491	1,652

Institution: Umpqua Community College (210270)

User ID: P2102701

Part A - Fall Enrollment by Distance Education Status

Enrollment as of the institution's official fall reporting date or as of October 15, 2012

	<u>Undergraduate Students</u>	
	<u>Degree/Certificate Seeking</u>	Non-Degree/Certificate Seeking
Enrolled exclusively in distance education courses	216	137
Enrolled in some but not all distance education courses	497	204
Not enrolled in any distance education courses	1,098	455
Total (all distance education statuses)	1,811	796
Total (from prior part A screens) <i>NOTE: The total of all distance education statuses (above) must equal this total carried forward from the prior part A screens</i>	1,811	796

You may use the space below to provide context for the data you've reported above.

Institution: Umpqua Community College (210270)

User ID: P2102701

Part A - Fall Enrollment by Distance Education Status

Of those students <i>exclusively</i> enrolled in distance education courses, report the number that are:		<u>Undergraduate Students</u>	
		<u>Degree/Certificate Seeking</u>	Non-Degree/Certificate Seeking
Located in	OR	<input type="text" value="202"/>	<input type="text" value="129"/>
Located in the U.S. but not in	OR	<input type="text" value="13"/>	<input type="text" value="4"/>
Located in the U.S. but state/jurisdiction unknown		<input type="text" value="0"/>	<input type="text" value="0"/>
Located outside the U.S.		<input type="text" value="0"/>	<input type="text" value="0"/>
Location unknown/unreported		1	4
Total students exclusively enrolled in distance education (from section above)		216	137

Institution: Umpqua Community College (210270)

User ID: P2102701

Part A - Fall Enrollment Summary

Fall Enrollment Summary			
Students enrolled for credit	Total full-time students	Total part-time students	Grand total, all students
Men			
<u>Nonresident alien</u>	1	0	1
<u>Hispanic/Latino</u>	35	32	67
<u>American Indian or Alaska Native</u>	14	10	24
<u>Asian</u>	6	6	12
<u>Black or African American</u>	13	4	17
<u>Native Hawaiian or Other Pacific Islander</u>	2	0	2
<u>White</u>	468	435	903
Two or more races	36	14	50
<u>Race and ethnicity unknown</u>	9	14	23
Total men	584	515	1,099
Women			
<u>Nonresident alien</u>	1	0	1
<u>Hispanic/Latino</u>	37	34	71
<u>American Indian or Alaska Native</u>	26	15	41
<u>Asian</u>	10	6	16
<u>Black or African American</u>	9	1	10
<u>Native Hawaiian or Other Pacific Islander</u>	3	4	7
<u>White</u>	594	671	1,265
Two or more races	37	33	70
<u>Race and ethnicity unknown</u>	12	15	27
Total women	729	779	1,508
Grand Total (men+women)	1,313	1,294	2,607

Institution: Umpqua Community College (210270)

User ID: P2102701

Part B - Fall Enrollment by Age and Gender for Full-time Undergraduate Students

NOTE: These data are optional this year.

Enrollment as of the institution's official fall reporting date or as of October 15, 2012

Age	Full-time Undergraduate Students	
	Men	Women
Under 18	<input type="text" value="9"/>	<input type="text" value="10"/>
18-19	<input type="text" value="178"/>	<input type="text" value="221"/>
20-21	<input type="text" value="76"/>	<input type="text" value="82"/>
22-24	<input type="text" value="55"/>	<input type="text" value="58"/>
25-29	<input type="text" value="75"/>	<input type="text" value="105"/>
30-34	<input type="text" value="64"/>	<input type="text" value="77"/>
35-39	<input type="text" value="33"/>	<input type="text" value="55"/>
40-49	<input type="text" value="58"/>	<input type="text" value="75"/>
50-64	<input type="text" value="36"/>	<input type="text" value="43"/>
65 and over	<input type="text" value="0"/>	<input type="text" value="3"/>
Age unknown/unreported	0	0
Total full-time undergraduate students (from part A)	584	729

Institution: Umpqua Community College (210270)

User ID: P2102701

Part B - Fall Enrollment by Age and Gender for Part-time Undergraduate Students

NOTE: These data are optional this year.

Enrollment as of the institution's official fall reporting date or as of October 15, 2012

Age	Part-time Undergraduate Students	
	Men	Women
Under 18	36	70
18-19	70	81
20-21	66	76
22-24	54	114
25-29	79	119
30-34	66	79
35-39	37	63
40-49	71	106
50-64	27	66
65 and over	7	5
Age unknown/unreported	2	0
Total part-time undergraduate students (from part A)	515	779

Institution: Umpqua Community College (210270)

User ID: P2102701

Part C - Screening Question

Did any of your first-time degree/certificate-seeking undergraduate students (reported in Part A) enroll within 12 months of graduating high school or receiving their GED?


- | | |
|----------------------------------|-----------------------------------------------------------------------------------------------------------|
| <input checked="" type="radio"/> | Yes, we have first-time students who enrolled within 12 months of their high school graduation. |
| <input type="radio"/> | No, we do not have any first-time students who enrolled within 12 months of their high school graduation. |

You may use the space below to provide context for the data you've reported above.

Institution: Umpqua Community College (210270)

User ID: P2102701

Part C - Residence of First-time UndergraduatesEnrollment as of the institution's official fall reporting date or as of October 15, 2012

State of <u>residence</u> when student was first admitted	FIPS Code	 Total <u>first-time</u> degree/certificate-seeking undergraduates (1)	Of students in column 1, those who enrolled within 12 months of high school graduation or receiving their GED (2)
Alabama	01	<input type="text"/>	<input type="text"/>
Alaska	02	<input type="text"/>	<input type="text"/>
Arizona	04	<input type="text"/>	<input type="text"/>
Arkansas	05	<input type="text" value="1"/>	<input type="text" value="0"/>
California	06	<input type="text" value="2"/>	<input type="text" value="2"/>
Colorado	08	<input type="text"/>	<input type="text"/>
Connecticut	09	<input type="text"/>	<input type="text"/>
Delaware	10	<input type="text"/>	<input type="text"/>
District of Columbia	11	<input type="text"/>	<input type="text"/>
Florida	12	<input type="text"/>	<input type="text"/>
Georgia	13	<input type="text"/>	<input type="text"/>
Hawaii	15	<input type="text"/>	<input type="text"/>
Idaho	16	<input type="text" value="2"/>	<input type="text" value="0"/>
Illinois	17	<input type="text"/>	<input type="text"/>
Indiana	18	<input type="text"/>	<input type="text"/>
Iowa	19	<input type="text"/>	<input type="text"/>
Kansas	20	<input type="text"/>	<input type="text"/>
Kentucky	21	<input type="text"/>	<input type="text"/>
Louisiana	22	<input type="text"/>	<input type="text"/>
Maine	23	<input type="text"/>	<input type="text"/>

Institution: Umpqua Community College (210270)

User ID: P2102701

Part C - Residence of First-time UndergraduatesEnrollment as of the institution's official fall reporting date or as of October 15, 2012

State of <u>residence</u> when student was first admitted	FIPS Code	Total <u>first-time</u> degree/certificate-seeking undergraduates (1)	Of students in column 1, those who enrolled within 12 months of high school graduation or receiving their GED (2)
Maryland	24	<input type="text"/>	<input type="text"/>
Massachusetts	25	<input type="text"/>	<input type="text"/>
Michigan	26	<input type="text"/>	<input type="text"/>
Minnesota	27	<input type="text"/>	<input type="text"/>
Mississippi	28	<input type="text"/>	<input type="text"/>
Missouri	29	<input type="text"/>	<input type="text"/>
Montana	30	<input type="text" value="1"/>	<input type="text" value="0"/>
Nebraska	31	<input type="text"/>	<input type="text"/>
Nevada	32	<input type="text" value="1"/>	<input type="text" value="1"/>
New Hampshire	33	<input type="text"/>	<input type="text"/>
New Jersey	34	<input type="text"/>	<input type="text"/>
New Mexico	35	<input type="text"/>	<input type="text"/>
New York	36	<input type="text"/>	<input type="text"/>
North Carolina	37	<input type="text"/>	<input type="text"/>
North Dakota	38	<input type="text"/>	<input type="text"/>
Ohio	39	<input type="text"/>	<input type="text"/>
Oklahoma	40	<input type="text"/>	<input type="text"/>
Oregon	41	<input type="text" value="210"/>	<input type="text" value="101"/>
Pennsylvania	42	<input type="text"/>	<input type="text"/>
Rhode Island	44	<input type="text"/>	<input type="text"/>

Institution: Umpqua Community College (210270)

User ID: P2102701

Part C - Residence of First-time Undergraduates

Enrollment as of the institution's <u>official fall reporting date</u> or as of October 15, 2012			
State of <u>residence</u> when student was first admitted	FIPS Code	Total <u>first-time</u> degree/certificate-seeking undergraduates (1)	Of students in column 1, those who enrolled within 12 months of high school graduation or receiving their GED (2)
South Carolina	45	<input type="text"/>	<input type="text"/>
South Dakota	46	<input type="text"/>	<input type="text"/>
Tennessee	47	<input type="text"/>	<input type="text"/>
Texas	48	<input type="text"/>	<input type="text"/>
Utah	49	<input type="text" value="1"/>	<input type="text" value="0"/>
Vermont	50	<input type="text"/>	<input type="text"/>
Virginia	51	<input type="text"/>	<input type="text"/>
Washington	53	<input type="text" value="2"/>	<input type="text" value="2"/>
West Virginia	54	<input type="text"/>	<input type="text"/>
Wisconsin	55	<input type="text"/>	<input type="text"/>
Wyoming	56	<input type="text"/>	<input type="text"/>
<u>State Unknown</u>	57	<input type="text"/>	<input type="text"/>
American Samoa	60	<input type="text"/>	<input type="text"/>
Federated States of Micronesia	64	<input type="text"/>	<input type="text"/>
Guam	66	<input type="text"/>	<input type="text"/>
Marshall Islands	68	<input type="text"/>	<input type="text"/>
Northern Marianas	69	<input type="text"/>	<input type="text"/>
Palau	70	<input type="text"/>	<input type="text"/>
Puerto Rico	72	<input type="text"/>	<input type="text"/>
Virgin Islands	78	<input type="text"/>	<input type="text"/>
Foreign Countries	90	<input type="text"/>	<input type="text"/>
Residence unknown/unreported	98	1	
Total first-time degree/certificate-seeking undergraduates (from Part A)		221	106
You may use the space below to provide context for the data you've reported above.			

A long horizontal bar, likely representing a data value.	A vertical bar, likely representing a data value.
----------------------------------------------------------	---------------------------------------------------

Institution: Umpqua Community College (210270)

User ID: P2102701

Part D - Total Undergraduate Entering Class

Total Undergraduate Entering Class, Fall 2012		
D1	Total full-time, first-time degree/certificate-seeking <u>undergraduates</u> from Part A (GR <u>cohort</u>)	157
D2	Total <u>first-time</u> degree/certificate-seeking undergraduates (full-time + part-time) from Part A	221
D3	Total <u>transfer-in</u> degree/certificate-seeking undergraduates (full-time + part-time) from Part A	455
D4	Total <u>non-degree/certificate-seeking</u> undergraduates (full-time + part-time) from Part A	796
D5	Of the total non-degree/certificate-seeking undergraduates displayed on line D4, the number that are new to the institution in Fall 2012	109
D6	Total <u>entering students</u> at the undergraduate level Note: This is calculated as first-time students (line D2) + students transferring to the institution (line D3) + non-degree/certificate-seeking undergraduates entering in Fall 2012 (line D5).	785
D7	Percentage of undergraduate entering class represented by your GR <u>cohort</u> (line D1/line D6)	20

Institution: Umpqua Community College (210270)

User ID: P2102701

Part E - First-Time Student Cohort Retention Rates (Full-time)

Retention Rates

Full-time, First-time Degree/Certificate-Seeking Cohort from Fall 2011

The Fall 2011 cohort is preloaded based on data reported in the prior year Fall Enrollment survey component.

Academic reporters report retention data as of the institution's official fall reporting date or as of October 15. Program reporters determine the cohort with enrollment any time between August 1 and October 31, 2011 and retention based on August 1, 2012.

The retention rate is calculated by the system after clicking "Save" on the screen. Exclusions are subtracted from the original cohort and the resulting adjusted cohort is used for calculating the retention rate.

Retention Data Reporting Reminders:

- Include only **full-time, first-time degree/certificate-seeking** students in this cohort.
- Determine full-time using Fall 2011 attendance status (e.g. if a student was full-time in Fall 2011, report them in the full-time cohort regardless of Fall 2012 status).
- If there are no students to report in the cohort, enter zero. Do not leave the field blank.
- Report in the exclusions box (line E2) the number of students from the cohort who left the institution for any of the following reasons: died or were totally and permanently disabled; to serve in the armed forces (including those called to active duty); to serve with a foreign aid service of the Federal Government (e.g. Peace Corps); or to serve on official church missions.

	Preloaded cohort		Prior year data (Fall 2010 cohort)
FULL-TIME, FIRST-TIME COHORT RETENTION:			
E1 Full-time, first-time Fall 2011 cohort	222	<input type="text" value="222"/> ?	266
E2 <u>Exclusions</u> from the Fall 2011 cohort		<input type="text" value="0"/>	9
E3 Adjusted Fall 2011 cohort (line E1 - line E2)		222	257
E4 Students from Fall 2011 cohort who are still enrolled + students from Fall 2011 cohort who completed their program as of Fall 2012		<input type="text" value="110"/>	103
E5 Full-time, first-time Fall 2011 cohort retention rate (line E4 / line E3)		50 %	40 %



You may use the space below to provide context for the data you've reported above.

These context notes will be posted on the College Navigator website, and should be written to be understood by students and parents.

Institution: Umpqua Community College (210270)

User ID: P2102701

Part E - First-Time Student Cohort Retention Rates (Part-time)

Retention Rates

Part-time, First-time Degree/Certificate-Seeking Cohort from Fall 2011

The Fall 2011 cohort is preloaded based on data reported in the prior year Fall Enrollment survey component.

Academic reporters report retention data as of the institution's official fall reporting date or as of October 15. Program reporters determine the cohort with enrollment any time between August 1 and October 31, 2011 and retention based on August 1, 2012.

The retention rate is calculated by the system after clicking "Save" on the screen. Exclusions are subtracted from the original cohort and the resulting adjusted cohort is used for calculating the retention rate.

Retention Data Reporting Reminders:

- Include only **part-time, first-time degree/certificate-seeking** students in this cohort.
- Determine part-time using Fall 2011 attendance status (e.g. if a student was part-time in Fall 2011, report them in the part-time cohort regardless of their Fall 2012 status).
- If there are no students to report in the cohort, enter zero. Do not leave the field blank.
- Report in the exclusions box (line E7) the number of students from the cohort who left the institution for any of the following reasons: died or were totally and permanently disabled; to serve in the armed forces (including those called to active duty); to serve with a foreign aid service of the Federal Government (e.g. Peace Corps); or to serve on official church missions.

	Preloaded cohort		Prior year data (Fall 2010 cohort)
PART-TIME, FIRST-TIME COHORT RETENTION:			
E6 Part-time, first-time Fall 2011 cohort	117	<input type="text" value="117"/> ?	166
E7 <u>Exclusions</u> from the Fall 2011 cohort		<input type="text" value="0"/>	20
E8 Adjusted Fall 2011 cohort (line E6 - line E7)		117	146
E9 Students from Fall 2011 cohort who are still enrolled + students from Fall 2011 cohort who completed their program as of Fall 2012		<input type="text" value="41"/>	49
E10 Part-time, first-time Fall 2011 cohort retention rate (line E9 / line E8)		35 %	34 %



You may use the space below to provide context for the data you've reported above.

These context notes will be posted on the College Navigator website, and should be written to be understood by students and parents.

Institution: Umpqua Community College (210270)

User ID: P2102701


Part F - Student-to-Faculty Ratio

Please provide your institution's student-to-faculty ratio (i.e., student-to-instructional staff) for undergraduate programs for Fall 2012. The student-to-faculty ratio and any accompanying context that is provided will be displayed on College Navigator.

Note: Logic in this item is similar to item I-2 from the Common Data Set data collection.

Click [here](#) to use a worksheet to help you determine the student-to-faculty ratio

Student-to-faculty ratio	17	to 1
Student-to-faculty ratio prior year	19	to 1

 You may use the space below to provide context for the data you've reported above. These context notes will be posted on the College Navigator website, and should be written to be understood by students and parents.

Institution: Umpqua Community College (210270)

User ID: P2102701

Prepared by

This survey component was prepared by:										
<input checked="" type="radio"/>	Keyholder	<input type="radio"/>	SFA Contact	<input type="radio"/>	HR Contact	<input type="radio"/>	Finance Contact	<input type="radio"/>	Other	
Name:	Dan Yoder									
Email:	dan.yoder@umpqua.edu									
How long did it take to prepare this survey component?				<input type="text" value="3"/>	hours	<input type="text" value="30"/>	minutes			
<p>The name of the preparer is being collected so that we can follow up with the appropriate person in the event that there are questions concerning the data. The Keyholder will be copied on all email correspondence to other preparers.</p> <p>The time it took to prepare this component is being collected so that we can continue to improve our estimate of the reporting burden associated with IPEDS. Please include in your estimate the time it took for you to review instructions, query and search data sources, complete and review the component, and submit the data through the Data Collection System.</p> <p>Thank you for your assistance.</p>										

Institution: Umpqua Community College (210270)

User ID: P2102701

Summary**Fall Enrollment Survey Summary
Less-Than-Four-Year Institutions**

IPEDS collects important information regarding your institution. All data reported in IPEDS survey components become available in the IPEDS Data Center and appear as aggregated data in various Department of Education reports. Additionally, some of the reported data appears specifically for your institution through the College Navigator website and is included in your institution's Data Feedback Report (DFR). The purpose of this summary is to provide you an opportunity to view some of the data that, when accepted through the IPEDS quality control process, will appear on the College Navigator website and/or your DFR. College Navigator is updated approximately three months after the data collection period closes and Data Feedback Reports will be available through the ExPT and sent to your institution's CEO in November 2013.

Please review your data for accuracy. If you have questions about the data displayed below after reviewing the data reported on the survey screens, please contact the IPEDS Help Desk at: 1-877-225-2568 or ipedshelp@rti.org.

Undergraduate Student Enrollment	
Total enrollment	2,607
Transfer-in enrollment	455
Student-to-faculty ratio	17 to 1

Undergraduate Student Characteristics	
Percent of undergraduates who are female	58%
Percent of undergraduates who are full-time	50%
Percent of undergraduates by race/ethnicity:	
American Indian or Alaska Native	2%
Asian	1%
Black or African American	1%
Hispanic/Latino	5%
Native Hawaiian or Pacific Islander	0%
White	83%
Two or More Races	5%
Race and ethnicity unknown	2%
Nonresident alien	0%
Percent of first-time degree/certificate seeking students from in state	95%
Percent of first-time degree/certificate seeking students from out-of-state	5%
Percent of first-time degree/certificate seeking students from foreign countries	0%

Percent of first-time degree/certificate seeking students residency unknown	0%
--------------------------------------------------------------------------------	----

Undergraduate Retention and Graduation Rate Cohort	
First-time, full-time student retention rate	50%
First-time, part-time retention rate	35%
Graduation rate cohort as percent of total entering students	20%

Institution: Umpqua Community College (210270)

User ID: P2102701

Edit Report

Fall Enrollment

Umpqua Community College (210270)

Source	Description	Severity	Resolved	Options
--------	-------------	----------	----------	---------

Screen: Full-time undergraduates

Screen Entry	The number entered (75) does not lie within the expected range of between 81 and 149 based on enrollment data reported last year. Please correct your data or provide an explanation. (Error #6304)	Explanation	Yes	
Reason:	The College Experienced a large bubble of enrollment related to the economic downturn of 2008-2010. Those students are completing their programs of study and the college is returning to its historic enrollment pattern.			

Screen: Part-time undergraduates

Screen Entry	The number entered (32) does not lie within the expected range of between 38 and 88 based on enrollment data reported last year. Please correct your data or provide an explanation. (Error #6304)	Explanation	Yes	
Reason:	The College Experienced a large bubble of enrollment related to the economic downturn of 2008-2010. Those students are completing their programs of study and the college is returning to its historic enrollment pattern.			
Screen Entry	The number entered (32) does not lie within the expected range of between 33 and 75 based on enrollment data reported last year. Please correct your data or provide an explanation. (Error #6304)	Explanation	Yes	
Reason:	The College Experienced a large bubble of enrollment related to the economic downturn of 2008-2010. Those students are completing their programs of study and the college is returning to its historic enrollment pattern.			
Screen Entry	The number entered (527) does not lie within the expected range of between 576 and 862 based on enrollment data reported last year. Please correct your data or provide an explanation. (Error #6304)	Explanation	Yes	
Reason:	The College Experienced a large bubble of enrollment related to the economic downturn of 2008-2010. Those students are completing their programs of study and the college is returning to its historic enrollment pattern.			
Screen Entry	The number entered (779) does not lie within the expected range of between 812 and 1,216 based on enrollment data reported last year. Please correct your data or provide an explanation. (Error #6304)	Explanation	Yes	
Reason:	The College Experienced a large bubble of enrollment related to the economic downturn of 2008-2010. Those students are completing their programs of study and the college is returning to its historic enrollment pattern.			