

Institution: Umpqua Community College (210270)

User ID: P2102701

Completions Overview

Welcome to the IPEDS Completions survey component. The Completions component is one of several IPEDS components that is conducted during the Fall data collection period. It collects the number of degrees and certificates awarded by field of study, level of award, race/ethnicity, and gender. The reporting period for the Completions component is during the 12-month time period beginning July 1 of the previous calendar year and ending June 30 of the current calendar year; therefore, for this year's Completions component, the reporting period is between July 1, 2014 and June 30, 2015. The Completions component is also collecting the number of students (e.g., completers) who earned awards between July 1, 2014 and June 30, 2015.

Completions Common Errors

Some common completions component errors include the following:

- Including award levels on your current year Completions that were not reported on your previous year's (PY) Institutional Characteristics (IC). [Award levels in the PY IC component cannot be changed; therefore, contact the IPEDS Help Desk at 1-877-225-2568 if you need assistance.]
- Forgetting to select CIP codes for new programs of study that are offered by the institution, but do not have completions for the reporting period.
- Forgetting to enter in zero in at least one of the cells for CIP codes that do not have completions.

Recent Changes

- The following question on **distance education** has been added to the bottom of each individual "CIP Data" screen:
"Is this program offered as a distance education program?"
- The following two screens, which collect data specifically on students were added to this component, beginning in the 2013-14 survey year:
 - **"All Completers"** - Collects the number of students who earned an award between July 1, 2014 and June 30, 2015 by gender and race/ethnicity. (The intent of this screen is to collect an **unduplicated count** of total numbers of completers.)
 - **"Completers by Level"** - Collects the number of students who earned an award between July 1, 2014 and June 30, 2015 by award level and 1) by gender; 2) by race/ethnicity; and 3) by age.
- The definition for Post-baccalaureate Certificate has changed slightly for the 2015-16 collection. The new definition is as follows: **An award that requires completion of an organized program of study beyond the bachelor's. It is designed for persons who have completed a baccalaureate degree, but does not meet the requirements of a master's degree.**

NOTE: Even though Teacher Preparation certificate programs may require a bachelor's degree for admission, they are considered sub-baccalaureate undergraduate programs, and students in these programs are undergraduate students.

General Information

CIP Codes:

The [CIP 2010 Website](#) includes a list of new CIP codes, a list of deleted CIP codes, a list of moved CIP Codes, and an online crosswalk of the 2000 CIP and 2010 CIP.

The Resources Page of the CIP 2010 website contains many valuable resources including:

- CIP 2010 Manual and copies of previous editions of the CIP Manual
- Crosswalk between the 2000 CIP codes and the 2010 CIP codes in Excel format

Keep in mind that some information provided by institutions on the Completions component appear in the [College Navigator](#), which is a major tool used by consumers searching for information about postsecondary education. It is therefore vitally important that you include accurate information about your institution.

Survey materials can be downloaded using the following link: [Survey Materials](#).

The prior year revision system can be accessed using the following link: [Prior Year Revision System](#)

CIPCODE	Award Level	Major	Gender	Non Resident Alien	Hispanic / Latino	American Indian or Alaska Native	Asian	Black or African American	Native Hawaiian or Other Pacific Islander	White	Two or more Races	Race/ ethnicity unknown	Total	distance education program	
Automobile/Automotive Mechanics Technology/Technician	1 - Awards of less than 1 academic year	1	Women	0	0	0	0	0	0	0	0	0	0		
			Total	0	0	0	0	0	0	0	0	0	0	No	
47.0604 Automobile/Automotive Mechanics Technology/Technician	3 - Associate's degree	1	Men	0	0	0	0	1	0	4	0	1	6		
			Women	0	0	0	0	0	0	0	0	0	0		
			Total	0	0	0	0	1	0	4	0	1	6	No	
48.0508 Welding Technology/Welder	2 - Awards of at least 1 but less than 2 academic years	1	Men	0	0	0	0	0	0	3	0	0	3		
			Women	0	0	0	0	0	0	0	0	0	0		
			Total	0	0	0	0	0	0	3	0	0	3	No	
48.0508 Welding Technology/Welder	3 - Associate's degree	1	Men	0	0	0	0	0	0	0	0	0	0		
			Women	0	0	0	0	0	0	0	0	0	0		
			Total	0	0	0	0	0	0	0	0	0	0	No	
49.0101 Aeronautics/Aviation/Aerospace Science and Technology, General	3 - Associate's degree	1	Men	0	0	0	0	0	0	1	0	0	1		
			Women	0	0	0	0	0	0	0	0	0	0		
			Total	0	0	0	0	0	0	1	0	0	1	No	
50.0701 Art/Art Studies, General	1 - Awards of less than 1 academic year	1	Men	0	0	0	0	0	0	0	2	0	2		
			Women	0	2	0	0	0	0	0	0	0	0	2	
			Total	0	2	0	0	0	0	0	2	0	4	No	
50.0701 Art/Art Studies, General	3 - Associate's degree	1	Men	0	0	0	0	0	0	1	1	0	2		
			Women	0	1	0	0	0	0	0	0	0	0	1	
			Total	0	1	0	0	0	0	1	1	0	3	No	
51.0601 Dental Assisting/Assistant	2 - Awards of at least 1 but less than 2 academic years	1	Men	0	0	0	0	0	0	1	0	0	1		
			Women	0	0	0	0	0	0	9	0	1	10		
			Total	0	0	0	0	0	0	10	0	1	11	No	
51.0713 Medical Insurance Coding Specialist/Coder	2 - Awards of at least 1 but less than 2 academic years	1	Men	0	0	0	0	0	0	0	0	0	0		
			Women	0	0	0	0	0	0	6	0	0	6		
			Total	0	0	0	0	0	0	6	0	0	6	No	
51.0716 Medical Administrative/Executive Assistant and Medical Secretary	2 - Awards of at least 1 but less than 2 academic years	1	Men	0	0	0	0	0	0	0	0	0	0		
			Women	0	0	0	0	0	0	4	0	0	4		
			Total	0	0	0	0	0	0	4	0	0	4	No	
51.0716 Medical Administrative/Executive Assistant and Medical Secretary	3 - Associate's degree	1	Men	0	0	0	0	0	0	0	0	0	0		
			Women	0	2	0	0	0	0	8	0	0	10		
			Total	0	2	0	0	0	0	8	0	0	10	No	
51.0801 Medical/Clinical Assistant	2 - Awards of at least 1 but less than 2 academic years	1	Men	0	0	0	0	0	0	0	0	0	0		
			Women	0	0	0	0	0	0	2	0	0	2		
			Total	0	0	0	0	0	0	2	0	0	2	No	

CIPCODE	Award Level	Major	Gender	Non Resident Alien	Hispanic / Latino	American Indian or Alaska Native	Asian	Black or African American	Native Hawaiian or Other Pacific Islander	White	Two or more Races	Race/ ethnicity unknown	Total	distance education program
51.0904 Emergency Medical Technology/Technician (EMT Paramedic)	3 - Associate's degree	1	Men	0	0	0	0	0	0	2	0	0	2	
			Women	0	0	0	0	0	0	2	0	1	3	
			Total	0	0	0	0	0	0	4	0	1	5	No
51.3801 Registered Nursing/Registered Nurse	2 - Awards of at least 1 but less than 2 academic years	1	Men	0	0	0	0	0	0	0	0	0	0	
			Women	0	0	0	0	0	0	2	0	0	2	
			Total	0	0	0	0	0	0	2	0	0	2	No
51.3801 Registered Nursing/Registered Nurse	3 - Associate's degree	1	Men	0	0	0	0	0	0	6	1	1	8	
			Women	0	3	0	0	0	0	25	2	2	32	
			Total	0	3	0	0	0	0	31	3	3	40	No
51.3901 Licensed Practical/Vocational Nurse Training	2 - Awards of at least 1 but less than 2 academic years	1	Men	0	0	0	0	0	0	2	0	0	2	
			Women	0	1	0	0	0	0	8	0	0	9	
			Total	0	1	0	0	0	0	10	0	0	11	No
52.0201 Business Administration and Management, General	3 - Associate's degree	1	Men	0	0	0	0	0	0	4	0	0	4	
			Women	0	1	1	0	0	0	2	0	0	4	
			Total	0	1	1	0	0	0	6	0	0	8	No
52.0204 Office Management and Supervision	2 - Awards of at least 1 but less than 2 academic years	1	Men	0	0	0	0	0	0	0	0	0	0	
			Women	0	0	0	0	0	0	0	0	0	0	
			Total	0	0	0	0	0	0	0	0	0	0	No
52.0302 Accounting Technology/Technician and Bookkeeping	3 - Associate's degree	1	Men	0	0	0	0	0	0	0	0	0	0	
			Women	0	0	0	0	0	0	6	1	0	7	
			Total	0	0	0	0	0	0	6	1	0	7	No
52.0402 Executive Assistant/Executive Secretary	1 - Awards of less than 1 academic year	1	Men	0	0	0	0	0	0	0	0	0	0	
			Women	0	0	0	0	0	0	0	0	0	0	
			Total	0	0	0	0	0	0	0	0	0	0	No
52.0402 Executive Assistant/Executive Secretary	3 - Associate's degree	1	Men	0	0	0	0	0	0	0	0	0	0	
			Women	0	0	1	0	0	0	0	0	0	1	
			Total	0	0	1	0	0	0	0	0	0	1	No
52.0407 Business/Office Automation/Technology/Data Entry	2 - Awards of at least 1 but less than 2 academic years	1	Men	0	0	0	0	0	0	0	0	0	0	
			Women	0	0	0	0	0	0	0	0	0	0	
			Total	0	0	0	0	0	0	0	0	0	0	No
52.0408 General Office Occupations and Clerical Services	2 - Awards of at least 1 but less than 2 academic years	1	Men	0	0	0	0	0	0	0	0	0	0	
			Women	0	1	0	0	0	0	1	0	0	2	
			Total	0	1	0	0	0	0	1	0	0	2	No
52.0701 Entrepreneurship/Entrepreneurial Studies	1 - Awards of less than 1 academic year	1	Men	0	0	0	0	0	0	0	0	0	0	
			Women	0	1	0	0	0	0	1	0	0	2	
			Total	0	1	0	0	0	0	1	0	0	2	No

Completions: total by first major

99.0000 Summary Grand Totals	Award Level	Nonresident alien	Hispanic Latino	American Indian or Alaska Native	Asian	Black or African American	Native Hawaiian or Other Pacific Islander	White	Two or more Races	Race/ethnicity unknown	Total	PY Total
Awards of less than 1 academic year	1											
Men		0	1	0	0	0	0	3	2	0	6	12
Women		0	3	0	0	0	0	8	0	0	11	10
Total		0	4	0	0	0	0	11	2	0	17	22
Awards of at least 1 but less than 2 academic years	2											
Men		0	0	0	0	0	0	10	1	0	11	20
Women		0	3	0	0	0	0	44	0	2	49	59
Total		0	3	0	0	0	0	54	1	2	60	79
Associate's degree	3											
Men		0	2	0	1	1	0	74	8	4	90	175
Women		0	18	3	5	1	1	139	9	6	182	213
Total		0	20	3	6	2	1	213	17	10	272	388

Grand Total Men		0	3	0	1	1	0	87	11	4	107	207
Grand Total Women		0	24	3	5	1	1	191	9	8	242	282
Grand Total		0	27	3	6	2	1	278	20	12	349	489

PY Grand Total Men		0	13	2	4	0	1	168	14	5		207
PY Grand Total Women		0	13	5	3	0	1	239	13	8		282
PY Grand Total		0	26	7	7	0	2	407	27	13		489

All Completers

Institutions must report the following information. (Some data will be pre-populated from the completions by CIP code data.)

All Completers

Number of students by gender and race and ethnicity earning an award between July 1, 2014 and June 30, 2015. Count each student only once, regardless of how many awards he/she earned. The intent of this screen is to collect an unduplicated count of total numbers of *completers*.

- Report Hispanic/Latino individuals of any race as Hispanic/Latino
- Report race for non-Hispanic/Latino individuals only

	Men		Women		Total Students
	Number of Students	Total Awards	Number of Students	Total Awards	
<u>Nonresident alien</u>	<input type="text"/>	0	<input type="text"/>	0	0
<u>Hispanic/Latino</u>	<input type="text" value="3"/>	3	<input type="text" value="20"/>	24	23
<u>American Indian or Alaska Native</u>	<input type="text"/>	0	<input type="text" value="3"/>	3	3
<u>Asian</u>	<input type="text" value="1"/>	1	<input type="text" value="5"/>	5	6
<u>Black or African American</u>	<input type="text" value="1"/>	1	<input type="text" value="1"/>	1	2
<u>Native Hawaiian or Other Pacific Islander</u>	<input type="text"/>	0	<input type="text" value="1"/>	1	1
<u>White</u>	<input type="text" value="83"/>	87	<input type="text" value="176"/>	191	259
<u>Two or more races</u>	<input type="text" value="9"/>	11	<input type="text" value="9"/>	9	18
<u>Race and ethnicity unknown</u>	<input type="text" value="3"/>	4	<input type="text" value="8"/>	8	11
TOTAL	<input type="text" value="100"/> ⚠ 100	107	<input type="text" value="223"/>	242	323
PY TOTAL	182		254		436

Completers by Level

Institutions must report the following information. This screen will be shown for each of the following award categories for which completions have been reported:

- Less than 1-year certificates
- At least 1 but less than 4-year certificates
- Associate's degrees
- Bachelor's degrees
- Master's degrees
- Doctor's degrees
- Postbaccalaureate and post-master's certificates

Less than 1-year certificates

Number of students by gender, by race and ethnicity, and by age earning this award between July 1, 2014 and June 30, 2015. Each student should be counted once per award level. For example, if a student earned a master's degree and a doctor's degree, he/she should be counted once in master's and once in doctor's. A student earning two master's degrees should be counted only once.


- Report Hispanic/Latino individuals of any race as Hispanic/Latino
- Report race for non-Hispanic/Latino individuals only


	Number of Students	Total Awards
By Gender		
Men	<input type="text" value="5"/>	6
Women	<input type="text" value="9"/>	11
TOTAL	14	17
PY TOTAL	19	

By Race/Ethnicity

<u>Nonresident alien</u>	<input type="text"/>	0
<u>Hispanic/Latino</u>	<input type="text" value="3"/>	4
<u>American Indian or Alaska Native</u>	<input type="text"/>	0
<u>Asian</u>	<input type="text"/>	0
<u>Black or African American</u>	<input type="text"/>	0
<u>Native Hawaiian or Other Pacific Islander</u>	<input type="text"/>	0

<u>White</u>	<input type="text" value="10"/>	11
Two or more races	<input type="text" value="1"/>	2
<u>Race and ethnicity unknown</u>	<input type="text"/>	0
TOTAL	14	17



 **By Age**

Under 18	<input type="text"/>	
18-24	<input type="text" value="3"/>	
25-39	<input type="text" value="7"/>	
40 and Above	<input type="text" value="4"/>	
Age Unknown	<input type="text"/>	
TOTAL	14	17

Completers by Level

Institutions must report the following information. This screen will be shown for each of the following award categories for which completions have been reported:

- Less than 1-year certificates
- At least 1 but less than 4-year certificates
- Associate's degrees
- Bachelor's degrees
- Master's degrees
- Doctor's degrees
- Postbaccalaureate and post-master's certificates

At least 1 but less than 4-year certificates

Number of students by gender, by race and ethnicity, and by age earning this award between July 1, 2014 and June 30, 2015. Each student should be counted once per award level. For example, if a student earned a master's degree and a doctor's degree, he/she should be counted once in master's and once in doctor's. A student earning two master's degrees should be counted only once.


- Report Hispanic/Latino individuals of any race as Hispanic/Latino
- Report race for non-Hispanic/Latino individuals only


	Number of Students	Total Awards
By Gender		
Men	<input type="text" value="11"/>	11
Women	<input type="text" value="48"/>	49
TOTAL	59	60
PY TOTAL	75	

By Race/Ethnicity

<u>Nonresident alien</u>	<input type="text"/>	0
<u>Hispanic/Latino</u>	<input type="text" value="3"/>	3
<u>American Indian or Alaska Native</u>	<input type="text"/>	0
<u>Asian</u>	<input type="text"/>	0
<u>Black or African American</u>	<input type="text"/>	0
<u>Native Hawaiian or Other Pacific Islander</u>	<input type="text"/>	0

<u>White</u>	<input type="text" value="53"/>	54
Two or more races	<input type="text" value="1"/>	1
<u>Race and ethnicity unknown</u>	<input type="text" value="2"/>	2
TOTAL	59	60



 **By Age**

Under 18	<input type="text"/>	
18-24	<input type="text" value="17"/>	
25-39	<input type="text" value="28"/>	
40 and Above	<input type="text" value="14"/>	
Age Unknown	<input type="text"/>	
TOTAL	59	60

Completers by Level

Institutions must report the following information. This screen will be shown for each of the following award categories for which completions have been reported:

- Less than 1-year certificates
- At least 1 but less than 4-year certificates
- Associate's degrees
- Bachelor's degrees
- Master's degrees
- Doctor's degrees
- Postbaccalaureate and post-master's certificates

Associate's degrees

Number of students by gender, by race and ethnicity, and by age earning this award between July 1, 2014 and June 30, 2015. Each student should be counted once per award level. For example, if a student earned a master's degree and a doctor's degree, he/she should be counted once in master's and once in doctor's. A student earning two master's degrees should be counted only once.


- Report Hispanic/Latino individuals of any race as Hispanic/Latino
- Report race for non-Hispanic/Latino individuals only


	Number of Students	Total Awards
By Gender		
Men	<input type="text" value="87"/>	90
Women	<input type="text" value="181"/>	182
TOTAL	268	272
PY TOTAL	378	

By Race/Ethnicity

<u>Nonresident alien</u>	<input type="text"/>	0
<u>Hispanic/Latino</u>	<input type="text" value="20"/>	20
<u>American Indian or Alaska Native</u>	<input type="text" value="3"/>	3
<u>Asian</u>	<input type="text" value="6"/>	6
<u>Black or African American</u>	<input type="text" value="2"/>	2
<u>Native Hawaiian or Other Pacific Islander</u>	<input type="text" value="1"/>	1

<u>White</u>	<input type="text" value="210"/>	213
Two or more races	<input type="text" value="17"/>	17
<u>Race and ethnicity unknown</u>	<input type="text" value="9"/>	10
TOTAL	268	272



 **By Age**

Under 18	<input type="text"/>	
18-24	<input type="text" value="109"/>	
25-39	<input type="text" value="104"/>	
40 and Above	<input type="text" value="55"/>	
Age Unknown	<input type="text"/>	
TOTAL	268	272

Summary

IPEDS collects important information regarding your institution. All data reported in IPEDS survey components become available in the IPEDS Data Center and appear as aggregated data in various Department of Education reports. Additionally, some of the reported data appears specifically for your institution through the College Navigator website and is included in your institution's Data Feedback Report (DFR). The purpose of this summary is to provide you an opportunity to view some of the data that, when accepted through the IPEDS quality control process, will appear on the College Navigator website and/or your DFR. College Navigator is updated approximately three months after the data collection period closes and Data Feedback Reports will be available through the [Data Center](#) and sent to your institution's CEO in November 2016.

Please review your data for accuracy. If you have questions about the data displayed below after reviewing the data reported on the survey screens, please contact the IPEDS Help Desk at: 1-877-225-2568 or ipedshelp@rti.org.

Summary of Completions Data

Award Level	Number of Completions	
	1 st major	2 nd major
<u>Postsecondary award, certificate, or diploma (less than 1 academic year)</u>	17	0
<u>Postsecondary award, certificate, or diploma (at least 1 but less than 2 academic years)</u>	60	0
<u>Associate's degree</u>	272	0
Total number of degrees and certificates	349	

Summary of Completers Data

	Number of Students		
	Men	Women	Total
All Completers	100	223	323

Completions

Umpqua Community College (210270)

Source	Description	Severity	Resolved	Options
Global Edits				
Perform Edits	Your institution reported in the prior year Institutional Characteristics survey that it offers undergraduate distance education opportunities (courses and/or programs), but you did not respond "Yes" to the distance education program question for any CIP code (award levels 1 to 5). Please correct your data or explain if your institution does not offer full programs via distance education. (Error #10585)	Explanation	Yes	
Reason:	Though the college offers many classes through distance education options it does not offer any fully on-line programs at this time.			
Perform Edits	Current year completions (6) are outside the expected range when compared to completions reported in the prior year (22) for: Men, 2-digit field (47), award level (3). Please correct your data or explain. (Error #10503)	Explanation	Yes	
Reason:	The numbers entered are an accurate reflections of completions in this category.			
Screen: Completers- All Completers				
Screen Entry	The total number of Men completers (100) is outside the expected range when compared to the prior year value. Please correct your data or contact the IPEDS Help Desk for assistance. (Error #10582)	Explanation	Yes	
Reason:	Enrollment has stabilized post recession to historical levels with female students enrolling and persisting at higher numbers.			